

Figure 8.8.
Gender of international organization officers
Edition 47, 2010/2011 (data collected in 2009)

Here a simple breakdown for male and female biographees is given, together with the total number of organizations (from Volume 1 of this Yearbook) listed in the entries of these biographees.

Of the 24,116 total entries, 18,097 have a note on gender. Note that this information is usually given only when:

- the biographee has included it in his or her reply;
- the biographee has used a gender-related title such as "Mr" or "Mme";
- other information was available to the editors, such as a gender-specific pronoun or a photograph.

However, in order to enhance the picture presented by these statistical tables, in some cases certain assumptions were made on the basis of name.

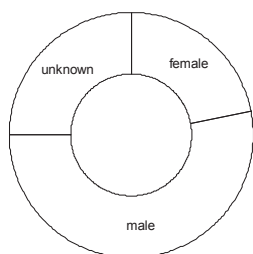
The 24,116 biographees represent a total of 25,450 organizations.

- 5,271 (21.9%) are female and represent 6,064 (23.8%) of the organizations
- 12,826 (53.2%) are male and represent 13,046 (51.3%) of the organizations
- 6,019 (25.0%) are of unknown gender and represent 6,340 (24.9%) of the organizations

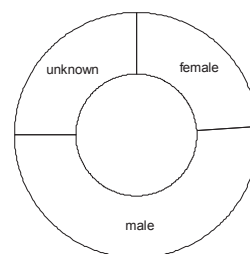
The 18,097 biographees (75% of the total biographees) with a note on gender represent a total of 19,110 organizations (75.1% of the total organizations).

- 5,271 (29.1%) are female and represent 6,064 (31.7%) of the organizations
- 12,826 (70.9%) are male and represent 13,046 (68.3%) of the organizations

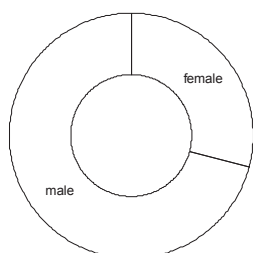
Gender of officers of international organizations



International organizations represented



Gender of officers of international organizations



International organizations represented

