

Figure 8.8.
Gender of international organization officers
Edition 46, 2009/2010 (data collected in 2008)

This figure gives a simple breakdown for male and female biographees, together with the total number of organizations (from Volume 1 of this Yearbook) listed in the entries of these biographees.

Of the 25,394 total entries, 19,051 have a note on gender. Note that this information is usually given only when:

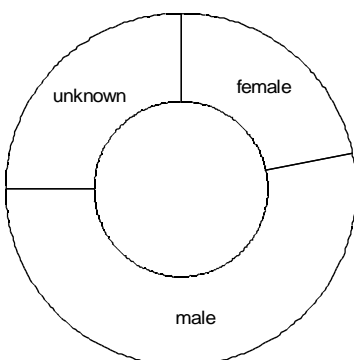
- the biographee has included it in his or her reply;
- the biographee has used a gender-related title such as "Mr" or "Mme";
- other information was available to the editors, such as a gender-specific pronoun or a photograph.

However, in order to enhance the picture presented by these statistical tables, in some cases certain assumptions were made on the basis of name.

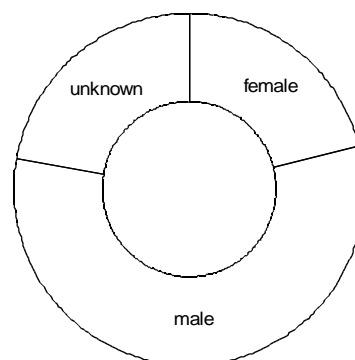
The 25,394 biographees represent a total of 30,712 organizations.

- 5,520 (21.7%) are female and represent 6,447 (21%) of the organizations
- 13,531 (53.3%) are male and represent 17,475 (56.9%) of the organizations
- 6,343 (25%) are of unknown gender and represent 6,790 (22.1%) of the organizations

Gender of officers of international organizations



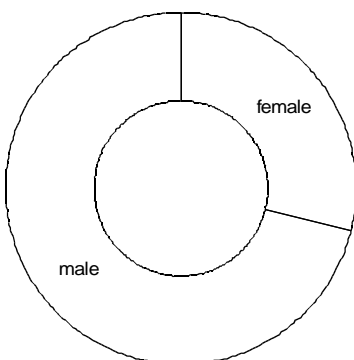
International organizations represented



The 19,051 biographees with a note on gender represent a total of 23,922 organizations.

- 5,520 (29%) are female and represent 6,447 (27%) of the organizations
- 13,531 (71%) are male and represent 17,475 (73%) of the organizations

Gender of officers of international organizations



International organizations represented

